



Bridging Refugee Youth & Children's Services

This document is provided by the BRYCS Clearinghouse.

Tukwila School District Parent Handbook

By International Rescue Committee-Seattle

Reproduced with permission of the International Rescue Committee-Seattle

© 2007



BRYCS is a project of the United States Conference of Catholic Bishops/Migration and Refugee Services (USCCB/MRS)

1-888-572-6500/ info@brycs.org/ www.brycs.org

Tukwila School District Parent Handbook



Tukwila School District Parent Handbook

Produced by the International Rescue Committee-Seattle © 2007



This handbook was made possible through a
Washington State Refugee School Impact Grant.

The International Rescue Committee
would like to thank our partners in Tukwila:

Somali Community Services Coalition
Tukwila Community Schools Collaboration
Tukwila School District

Thank you to the staff and faculty of the Tukwila School District and to the
many families who participated in the development of this handbook.
A special thanks to Fatima Murtazayeva, Dildora Chakhalidze, and Elvira Khalilova.

Table of Contents

1) WELCOME.....	1-2
2) ABOUT SCHOOL.....	3-6
Basic Rules.....	3
Dress Code.....	4
People Who Work at School.....	5
Special Help.....	6
3) ELEMENTARY SCHOOL.....	7-10
Times.....	7
Subjects.....	8
Schools.....	9
4) MIDDLE SCHOOL.....	11-12
Times.....	11
School.....	11
Subjects.....	12
5) HIGH SCHOOL.....	13-16
Time.....	13
School.....	13
Staff	14
Subjects	15
Credits	16
6) OTHER PROGRAMS.....	17-18
Preschool.....	17
Kindergarten.....	17
Special Education.....	17
After School Program.....	18
7) SCHOOL DAYS.....	19-28
When to Go to School.....	19
When to Stay Home from School.....	20
Important Dates.....	21
Weather.....	22
How to Go to School.....	23
School Lunch.....	27

8) SCHOOL ENROLLMENT	29-37
Registration Process.....	29
Registration Forms.....	31
9) SCHOOL SAFETY	39-40
Safety Drills.....	39
Emergency Contact Card.....	40
10) SCHOOL PROCEDURES	41-46
Sick or Hurt at School.....	41
Taking Medicine at School.....	42
Sick at Home.....	43
Absent.....	44
Late.....	45
Leaving School Early.....	46
11) SCHOOL COMMUNICATION	47-52
Visiting the School.....	47
Parent-Teacher Conferences.....	48
Report Cards.....	49
Grades.....	50
Papers from the School.....	51
12) HOMEWORK	53-54
13) SCHOOL RULES	55-58
Basic School Rules.....	55
Very Serious School Rules.....	56
Bullying.....	57
Prohibited Items.....	58
14) SCHOOL DISCIPLINE	59-60
15) PARENT INVOLVEMENT	61-63
Parent Rights.....	61
Parent Responsibilities.....	62
Volunteering.....	63

Welcome to the Tukwila School District!

Fill in the information about your children here:

Child's name:
School:
Time school starts:
Grade:
Teacher:
Secretary:
Phone number:
Bus number:
Morning bus time:
Afternoon bus time:

Child's name:
School:
Time school starts:
Grade:
Teacher:
Secretary:
Phone number:
Bus number:
Morning bus time:
Afternoon bus time:

Child's name:
School:
Time school starts:
Grade:
Teacher:
Secretary:
Phone number:
Bus number:
Morning bus time:
Afternoon bus time:

Child's name:
School:
Time school starts:
Grade:
Teacher:
Secretary:
Phone number:
Bus number:
Morning bus time:
Afternoon bus time:

Dear Parents

This book was made to help you understand your child's school. Understanding how school works will make it easier to help your child. You want your child to succeed. The school wants your child to succeed. Let's work together!

Three very important rules:

1

Contact the school if you need anything.

If you do not receive something you need, please ask the school.
If you do not understand the answer, please ask again.
Do not expect your child to do it for you.

2

Do not have your child translate important school materials.

Request an interpreter if you need one.
Sometimes this takes time.
Please do it anyway.

3

Update your emergency contact information.

Tell the school when you move or change phone numbers.
Without this information the school cannot reach you.
They cannot call if your child gets sick or hurt.

Basic Rules

Education is free.




Every child must go to school.



Boys and girls go to school together.



Children must go to school every school day.



Children must do homework.



Children must be on time.



There are many facts about school. These are just a few examples.

Dress Code

<p>No hats</p> 	<p>No bandanas</p> 
<p>No short shirts</p> 	<p>No short skirts</p> 
<p>No drugs or alcohol</p> 	<p>No sagging</p> 

There are other things students cannot wear to school. These are just a few examples.

People Who Work At School

There are many people who work in schools. These people can help you!

Principal

The principal is in charge of the whole school.

Assistant Principal

In high school and middle school there is a assistant principal. This person helps run the school. He or she may be in charge of discipline.

Counselor or School Social Worker

The social worker or counselor can help with social or emotional issues. The social worker or counselor can also help you get more information about many things.

Nurse or Health Assistant

The nurse helps when your child is sick. You can call the nurse if you have questions about your child's health.

Office Manager

The office manager runs the office.

Attendance Secretary

The attendance secretary keeps track of when your child comes to school. You should call him or her if your child will not be in school.

Teacher

The teacher teaches the classes and helps your child learn.

ELL Teacher

The ELL teachers help your child learn English. They also help your child learn to read and write.

Special Help

Many people at the schools can help you, but the people listed below will give you special help:

Social Workers or Counselors



There is a social worker or a counselor at every school in Tukwila. They want to help you get connected with the school. They help with the social and emotional needs of your children and your family. They deal with: behavioral problems, anger management, building social skills, and group and individual counseling. They can also tell you where to get other help.

TCSC Community Liaisons

Is it hard for you to communicate with the schools in English?
The TCSC community liaisons can help you!

- Spanish
- Somali
- Russian
- Bosnian

Please call TCSC at 206-901-8044 for more information.

Elementary School

Elementary school is for children who are 5, 6, 7, 8, 9 or 10 years old. In elementary school, children go to kindergarten, 1st grade, 2nd grade, 3rd grade, 4th grade, and 5th grade.



Elementary school starts at 9:00 am.

Elementary school ends at 3:10 pm.



In elementary school children learn many things. Some of the things they learn are:

Math is about numbers.



Library is about reading.



English is about writing.



Art is about making crafts.



Science is about animals.



Social Studies is about the world.



Children study ELL if they do not speak English.
There are special teachers in elementary school who help with English.

Elementary School

There are three elementary schools in Tukwila. Your child goes to the school that is closest to your home.



Cascade View Elementary School

If you have questions
you can call
the school office:

206-901-7700

Principal:
Jeffrey Baker

Office Manager:
Bonnie Mullet



Thorndyke Elementary School

If you have questions
you can call
the school office:

206-901-7600

Principal:
Brian Hutchinson

Office Manager:
Bev Miller



Tukwila Elementary School

If you have questions
you can call
the school office:

206-901-7500

Principal:
Steve Salisbury

Office Manager:
Molly Newcomb



Middle School (or Junior High School)

After children finish fifth grade, they go to middle school. Middle school is for children who are 10, 11, 12, 13, or 14 years old. In middle school, children go to 6th, 7th, and 8th grades.



Middle school starts at 8:00 am and ends at 2:30 pm.

There is one middle school in Tukwila. All children in Tukwila go to Showalter Middle School.

Showalter

Middle School

If you have questions you
can call
the school office:

206-901-7800

Principal:
Brett Christopher

Office Manager:
Nichelle Page



In middle school children learn many things. Some of the things they learn are:


Math is about numbers.




Science is about the earth.



Health is about the body.




English is about writing.



Computer is about typing.



Reading is about understanding books.



Children study ELL if they do not speak English.
There are special teachers in elementary school who will help these children.

High School

High School

After children finish middle school they go to high school. High school students are usually 15, 16, 17, or 18 years old. They can be 19, 20, or 21. Students go to 9th, 10th, 11th, and 12th grades. It is important for your child to finish high school so he or she can get a good job.



High school starts at 8:00 am and ends at 2:30 pm.

There is one high school. All students in Tukwila go to high school at Foster High School.

Foster High School

If you have questions
you can call
the school office:

206-901-7900



Who works at Foster High School?

Principal:

George Ilgenfritz

(206) 901-7905



Assistant Principal:

Daryl Wright

(206) 901-7915



Office Manager:

Darlene Aguiluz

(206) 901-7902



Registrar:

Bridget Butts

(206) 901-7916



Nurse:

Vicki Gezon

(206) 901-7909



Librarian:

Kathy Kugler

(206) 901-7911



High School

High school students can choose from many classes. Here are some of the choices:

Math is about numbers.



Science is the study of how things work.




Music is about instruments and singing.



History is the story of the world.



Computer Science is about computers.



Literature is about poems, essays, and fiction.



Students who are learning to speak English take ELL classes.
Students also take ELL classes if they are learning to read and write.

Credits

In high school students take many classes. Students earn credits for each class they take. Students must earn enough credits in order to graduate from high school. In high school there are different kinds of classes:

Required Classes	Elective Classes
<p>There are classes that all students must take. These are called required classes. English is an example of a required classes.</p>	<p>There are classes that students choose to take. These are called elective classes. Music is an example of an elective class.</p>

Here is an example of the form students use to keep track of their credits:

**Foster High School
Credit Check Form
Class of 2008 +**

Name _____ Grade _____ Date _____

This is a record of the credits you have earned, and must still earn in order to graduate from Foster High School. Your current transcript indicates that you have _____ credits and a cumulative GPA of _____. You will need a total of **27** credits to meet the graduation requirements. In addition to the required courses, you will have to register for other courses in order to reach the total required number of credits. All graduation requirements must be met prior to participation in commencement exercises. If you have questions about credit retrieval options, please make an appointment with **Ms. Bergman** (Arts Academy), or **Ms. Byrnes** (Discovery and Experience Academies.)

- Required number of credits for graduation appear in (parentheses) after each department title.
- Place a check mark (✓) in the box indicates .5 credits successfully completed.
- Write the course code on the line next to the box that represents the class you are taking to fulfill the required credits.

Fine/Performing Arts (1.0 credits):	<input type="checkbox"/> _____	<input type="checkbox"/> _____	
Language Arts (4.0 credits):	<input type="checkbox"/> _____ <input type="checkbox"/> _____ <input type="checkbox"/> _____	<input type="checkbox"/> _____ <input type="checkbox"/> _____ <input type="checkbox"/> _____	<input type="checkbox"/> _____
Washington State History (0.5 credits):	<input type="checkbox"/> _____		
World History/Geography (1.0 credits):	<input type="checkbox"/> _____	<input type="checkbox"/> _____	
US History (1.0 credits):	<input type="checkbox"/> _____	<input type="checkbox"/> _____	
Econ or Civics (1.0 credits):	<input type="checkbox"/> _____	<input type="checkbox"/> _____	
Mathematics (3.0 credits):	<input type="checkbox"/> _____ <input type="checkbox"/> _____	<input type="checkbox"/> _____ <input type="checkbox"/> _____	<input type="checkbox"/> _____
Occupational Education (1.0 credits):	<input type="checkbox"/> _____	<input type="checkbox"/> _____	
Health (0.5 credits):	_____		
Physical Education (1.5 credits):	<input type="checkbox"/> _____	<input type="checkbox"/> _____	_____
Science (3.0 credits):	<input type="checkbox"/> _____ <input type="checkbox"/> _____	<input type="checkbox"/> _____ <input type="checkbox"/> _____	<input type="checkbox"/> _____
Electives (9.5)	<input type="checkbox"/> _____ <input type="checkbox"/> _____ <input type="checkbox"/> _____	<input type="checkbox"/> _____ <input type="checkbox"/> _____ <input type="checkbox"/> _____	<input type="checkbox"/> _____ <input type="checkbox"/> _____ <input type="checkbox"/> _____

Is Any Credit Retrieval Needed Now? Y N

Options _____

Other Programs

The schools have many programs besides regular school. These programs help your child learn. Please contact the school if you have questions about other programs for your child.

Preschool

for children who are **3-5 years old**

Please call an elementary school for more information.



Kindergarten

for children who are **5 years old**

Please call an elementary school for more information.



Special Education

for students with **special needs**

If you think your child might have challenges that make it hard for him or her to learn, please call 901-8033.

The school will ask for permission to test your child if they think something is getting in the way of his or her learning.

If your child needs special help, there are many options. A special teacher may come to help your child. Your child may move to a special classroom.

The school will not do anything before talking to you.

TCSC After School Programs

The schools have after school programs for children. At these programs children do school work, art, computers, recreational and cultural activities. Call your child's school to learn more.



Elementary Schools

Monday – Thursday

2:30-5:30 pm

Get an application from the school

Each school can serve 100 students




Middle School

Monday – Thursday

2:30-5:30 pm

Get an application from the school

No student limit



High School

Monday – Thursday

2:30-6:00 pm


No enrollment necessary

Students may drop in

When do children go to school?

Children go to school on Monday, Tuesday, Wednesday, Thursday and Friday.



Sunday	Monday	Tuesday	Wednesday	Thursday	Friday	Saturday
No School	Go to school!					No School



When do children stay home from school?

Children do not go to school on Saturday and Sunday. They stay home and play!

Sunday	Monday	Tuesday	Wednesday	Thursday	Friday	Saturday
No School	Go to school!					No School



Important Dates

Each year school starts and ends on a different day. The school tells you the dates every year.

School starts on September 4th, 2007.



School ends on June 19th, 2008.



Children do not go to school on holidays, which are special days during the school year. These days are the same every year. The school will remind you of which days are holidays.

NO SCHOOL:
(Holidays)
every year

Labor Day
Thanksgiving
Christmas
New Year's
Martin Luther King Jr. Day
President's Day
Memorial Day

1st Monday in September
4th Thursday in November
December 25th
January 1st
3rd Monday of January
3rd Monday of February
Last Monday of May

There are days that school is finished earlier than normal. These are called early release days. On these days your children will come home from school **before the normal time**. These days change every year. The school will tell you which days are early release days.

COME HOME EARLY:
(Early Release)
2007-2008

September 26th
October 31st
November 8th
January 24th
March 27th
May 7th



Children do not go to regular school in the summer. Some children go to summer school. Summer school is good for your child if your child needs help in school or needs to practice English. Ask your child's teacher about summer school.

Weather

Sometimes the school will close when the weather is very bad. When this happens, children do not go to school. You can find out if the school is closed by watching the news on TV or listening to the radio.



Children who walk or ride their bikes to school must have the correct clothes for the weather. For example, if it is very cold then children need a coat, a winter hat, and gloves or mittens.

coat, winter hat, and gloves



winter hat

coat and winter hat



mittens



If your child does not have winter clothes then please call the school.
The school can tell you where to get warm clothes.

How do children go to school?

Children can go to school by walking, riding bicycles, or riding the bus.

Walking

Students who live close to the school can walk to and from school.

Students who walk must follow the walking rules.



Walking Rules

Children must come to school on time.



Children must walk with other children.



Children must stay on the sidewalk.



Children must listen to the crossing guards.



Children must be in third grade before they are allowed to ride their bicycles to school. Ask the school if your child is allowed to ride a bicycle.

Bicycling

Some students may ride a bicycle to school.

Children who ride bicycles must follow the bicycling rules.



Bicycling Rules

Children **MUST** wear a helmet.



Children must have a bicycle lock.



Children must use crosswalks.



Children must park at the bike rack.



School Days

The school bus stops at special school bus stops. There are school bus stops along many roads. Call the school to learn which bus stop to use. Children should arrive at the bus stop five minutes before the bus is scheduled to stop. Children should wait at the stop for the bus.

School Bus

Students who live more than one mile from school can ride the school bus to school.

In order to ride the bus, students must follow the bus rules:



The school bus is different from the city bus. The school bus is free. It picks up children in the morning and takes them to school. It brings them home after school.

School Bus



City Bus



Bus Rules

LISTEN to the driver



NO yelling



NO fighting



NO standing



If children do not follow the rules then they will not be allowed to ride the bus. If your children are not allowed to ride the bus then you will have to bring them to school every day. You will have to pick them up after school. Please make sure your children follow the bus rules.

If your children ride the school bus, you need to know:

- The number of the bus
- Where your children get on and off the bus
- The time your children get on the bus
- The time your children get off the bus

School Lunch

Students can bring their lunch to school or students can buy lunch at school. Students can also buy breakfast at school. Most students buy lunch at school.



If you have a low income then you can pay less for lunch. To do this, you need to fill out a Free and Reduced Lunch form. Many students participate in this program.





Students can also buy milk. Many children buy milk.



If your children cannot eat something then you should tell the school. Your children will have other choices.

The school will tell you beforehand so you know what is for lunch each day before your children go to school. The school will send a paper that tells what is for lunch. This is called a menu.

The menus for different schools is slightly different, but here is an example:

<i>Tukwila School District</i>					<i>May 2007</i>
<small>This menu meets or exceeds USDA and State of Washington Nutritional Guidelines</small>					
Monday	Tuesday	Wednesday	Thursday	Friday	
<p>Pete and Striped Vegetarius have set out on a hike and will be meeting up with their friends. They will stay on the path, so as not to get lost and make sure they stay together while hiking. They have brought plenty of water and nutritious snacks for their day hike. One of Pete's favorite snacks is red grapes. He is anxious to meet up with their friends, since they are the ones bringing the grapes.</p>					
					
	1	2	3	4	
	TERIYAKI DIPPERS Fluffy White Rice Zucchini Slices Applesauce Fortune Cookie Milk	CHICKEN FRIED BEEF NUGGETS Mashed Potatoes Golden Corn String Cheese Diced Pears Milk	CHICKEN BURGER Oven Fries Baby Carrots Diced Peaches Milk	SPAGHETTI & MEAT SAUCE Tossed Salad Dinner Roll Pineapple Tidbits Milk	
	<i>Pancake & Sausage Stick</i>	<i>Egg Tuk-Muffin</i>	<i>Breakfast Burrito</i>	<i>Fruit Turnover & Orange</i>	
7	8	9	10	11	
WHOLE GRAIN CORN DOG Baked Potato w/ Toppings Broccoli & Cauliflower Bites Fruit Cocktail Fresh Apple Milk	HAM BAGEL SANDWICH Creamy Coleslaw Cantaloupe Wedges Sliced Apples Milk	LUNCH BITES Fresh Garden Salad Tropical Fruit Mix Fruit Snack Milk	ENCHILADA PIE Fiesta Rice Sweet Yellow Corn Juicy Peaches Milk	CHICKEN NUGGETS Oven Fries Vegetable Tray with Dip Diced Pears Milk	
<i>Breakfast Muffin & Grapes</i>	<i>Cinnamania Crunch</i>	<i>Waffle & Beef Sausage</i>	<i>Wheat Donut & Apple</i>	<i>Cereal Bar & Banana</i>	
Monday Deli Sandwich Turkey & Cheese	Tuesday Deli Sandwich Ham & Cheese	Wednesday Deli Sandwich Peanut Butter & Jelly+	Thursday Deli Sandwich Bologna & Cheese	Friday Deli Sandwich Roast Beef & Cheese	

Enrollment

To start school, you must enroll your children. Here is how you enroll:


1) Go to the school.



2) Get the enrollment papers.



3) Fill out the papers.



4) Give the papers back to the school.



5) Then the school will enroll your children.



Here is a list of the papers you need to fill out:


	1) Complete Registration Forms a) Student Registration Forms b) Transportation Information Form (grades K-5) c) Student History Information Form (grades 6-12) d) Emergency Information Form
	2) Completed Free/Reduced Lunch Form
	3) Proof of Residency Proof of residence may include: Rental agreement with child's name listed Mortgage Statement Verification from landlord Utility Bill
	4) Birth date Verification Acceptable documentation may include: Birth certificate IRC Verification (I 94)
	5) Complete Immunization Form
	6) Health Report (for grades K-6)
	7) Medication or Treatment Order

Over the next seven pages you will find examples of the forms you need to enroll your children. You can look at the pictures to make sure you have the correct form. The pictures are of only the tops of the forms. You need to fill out the ENTIRE form and not just the top. You need to enroll each child.

School Enrollment

1) Complete Registration Forms – these forms tell the school about your child.

a) Student Registration Form – this form is three pages long



Tukwila School District No. 406
4640 South 144th Street
Tukwila, WA 98168

STUDENT REGISTRATION FORM


DO NOT WRITE IN SHADED AREA-FOR OFFICE USE ONLY

Other ID	Grade/Advisor	Proof of Residency	District Entry Date	School Entry Date	School CV TH TUK SMS FHS
----------	---------------	--------------------	---------------------	-------------------	--------------------------------

STUDENT INFORMATION

STUDENT NAME: Legal Last Name		Legal First Name	Legal Middle Name	Also known as:
BIRTHDATE (Month/Day/Year)	GENDER (M/F)	BIRTHPLACE: City	State	Country
ETHNIC CODE (Check One) <input type="checkbox"/> A-Asian <input type="checkbox"/> I-American Indian or Alaska Native <input type="checkbox"/> B-Black, not of Hispanic origin <input type="checkbox"/> M- Multi-Racial <input type="checkbox"/> P- Pacific Islander <input type="checkbox"/> H-Hispanic <input type="checkbox"/> W-White, not of Hispanic origin			Language Student speaks	STUDENT SOCIAL SECURITY#

b) Transportation Information Form – this form tells how your child will get to school



Tukwila School District No. 406
Tukwila Elementary School
5939 South 149th Street
Tukwila, WA 98168
Phone: 206-901-7500
Fax: 206-901-7507


TRANSPORTATION INFORMATION

Student Name	Grade
_____	_____
_____	_____


My student **DOES NOT** require bus transportation to/from school

My student needs bus transportation to school from:

c) Student History Information Form – this form tells the school about your child’s past behavior

	<p>TUKWILA SCHOOL DISTRICT NO. 406 4640 South 144th Street Tukwila, WA</p>
<p><u>STUDENT HISTORY INFORMATION (complete for grades 6-12)</u></p>	
<p>Student's Name: _____ Birthdate: _____ (Please print)</p>	
<p>Washington State law (RCW 28A.225.330) permits a school district to request that you briefly indicate in writing whether the above-named student has any past, current, or pending disciplinary action or any history of violent behavior. This same statute also requires school districts to request school records of such actions or behaviors. This information will be used to plan for the appropriate placement and program for the student and to ensure the safety of others. The existence of disciplinary actions or violent behaviors will not, by itself, bar the enrollment of the student.</p>	
<p>The Tukwila School District Board of Directors has also determined that the absence of records known to exist implies an immediate and continuing danger to the student or others, or an immediate and continuing threat of substantial disruption of the educational process. In such cases, enrollment may be delayed until a complete set of records is received, and the student and parent will be provided with notice and an opportunity to appeal in accordance with the District's procedure for emergency expulsions. (Refer to Board Policy 5110)</p>	

d) Emergency Information Form (also called Emergency/Disaster Release Information) – this form gives information in case of an emergency

	<p>Tukwila School District No. 406</p> <p>Tukwila Elementary School 5939 South 149th Street Tukwila, WA 98168</p>
<p>EMERGENCY/DISASTER RELEASE INFORMATION</p>	
<p>The following information will only be used in the event of an emergency school closure <u>when school busses are not running</u>, keeping in mind that weather and road conditions will vary from day to day.</p>	
<p>Student Name: _____ Grade: _____</p>	
<p>Please check all that apply:</p>	
<p>_____ My child may WALK home from school</p>	
<p>_____ My child may be released to an adult she/he recognizes and is comfortable going home with neighbor, family friend, etc. (Please list individuals authorized below)</p>	
<p>Individuals authorized to pick up student:</p>	
Name: (First and Last)	Phone Number
Relationship	
<p>1. _____ () _____</p>	

School Enrollment

2) Completed Free/Reduced Lunch Form (also called Free and Reduced Price School Meals Family Application)

You can pay less for your children's lunches if you do not have a lot of money. You must apply for this program to see if you qualify. You must fill out a form to apply. You must fill out the same form every year. You must answer all the questions. The form looks like this:

One Application per Household Effective July 1, 2005

FREE AND REDUCED PRICE SCHOOL MEALS FAMILY APPLICATION

Part 1. Children in School (Use a separate application for each foster child)

Names of all children in school (First, Middle Initial, Last)	School Name	Grade	Food Stamp or TANF case # (if any). Skip to Part 5 if you list a Food Stamp or TANF case #

Part 2. If the child you are applying for is homeless, migrant, or a runaway check the appropriate box and call Gwen Estes-Zuehkle at 206-901-8035 Homeless Migrant Runaway

Part 3. Foster Child
If this application is for a child who is the legal responsibility of a welfare agency or court, check this box and then list the amount of the child's personal use monthly income: \$ _____. Skip to Part 5.

Part 4. Total Household Gross Income—You must tell us how much and how often

1. Name (List everyone in household) <i>(Example)</i> Jane Smith	2. Gross Income and how often it was received <i>Example: \$100/monthly \$100/twice a month \$100/every other week \$100/weekly</i>				3. Check if NO income
	Earnings from work before deductions	Welfare, child support, alimony	Pensions, retirement, Social Security	All Other Income	
	\$200/weekly	\$150/weekly	\$100/monthly	\$ ____/____	<input type="checkbox"/>
	\$ ____/____	\$ ____/____	\$ ____/____	\$ ____/____	<input type="checkbox"/>
	\$ ____/____	\$ ____/____	\$ ____/____	\$ ____/____	<input type="checkbox"/>
	\$ ____/____	\$ ____/____	\$ ____/____	\$ ____/____	<input type="checkbox"/>
	\$ ____/____	\$ ____/____	\$ ____/____	\$ ____/____	<input type="checkbox"/>
	\$ ____/____	\$ ____/____	\$ ____/____	\$ ____/____	<input type="checkbox"/>
	\$ ____/____	\$ ____/____	\$ ____/____	\$ ____/____	<input type="checkbox"/>
	\$ ____/____	\$ ____/____	\$ ____/____	\$ ____/____	<input type="checkbox"/>

Part 5. Signature and Social Security Number (Adult must sign)
An adult household member must sign the application. If Part 4 is completed, the adult signing the form must also list his or her Social Security Number or mark the "I do not have a Social Security Number" box. (See Privacy Act Statement on the back of this page.)
I certify (promise) that all information on this application is true and that all income is reported. I understand that the school will get Federal funds based on the information I give. I understand that school officials may verify (check) the information. I understand that if I purposely give false information, my children may lose meal benefits, and I may be prosecuted.
Sign here: X _____ Print name: _____ Date: _____
Address: _____ Phone Number: _____
Social Security Number: _____ - _____ - _____ I do not have a Social Security Number

Part 6. Children's racial and ethnic identities (optional)

Mark one or more racial identities: <input type="checkbox"/> Asian <input type="checkbox"/> American Indian or Alaska Native <input type="checkbox"/> White <input type="checkbox"/> Native Hawaiian or Other Pacific Islander <input type="checkbox"/> Black or African American <input type="checkbox"/> Other	Mark one ethnic identity: <input type="checkbox"/> Hispanic or Latino <input type="checkbox"/> Not Hispanic or Latino
--	--

Don't fill out this part. This is for school use only.

Annual Income Conversion: Weekly x 52, Every 2 Weeks x 26, Twice A Month x 24 Monthly x 12

Total Income: _____ Per: Week, Every 2 Weeks, Twice A Month, Month, Year Household size: _____

Categorical Eligibility: _____ Date Withdrawn: _____ Eligibility: Free _____ Reduced _____ Denied _____ Reason: _____

Temporary: Free _____ Reduced _____ Time Period: _____ (expires after _____ days)

Determining Official's Signature: _____ Date: _____

Confirming Official's Signature: _____ Date: _____ Follow-up Official's Signature: _____ Date: _____

February 2006 Free and Reduced Price School Meals Application
Application
Page 1 of 2

3) Proof of Residency – this form tells where you live so your child goes to the correct school

Your children must go to the school that is closest to your home. You must show the school that you live close by; this is called proving your residency. There are many papers that can prove your residency. Some examples are a rental agreement, a mortgage statement, verification from your landlord, or a utility bill. There are other papers that can prove your residency. You only have to bring ONE paper. It can be one of these:

Rental Agreement

APARTMENT LEASE AGREEMENT
The Dakota at Rainier Court

This Apartment Lease Agreement (the "Lease") is made this 2 day of December, _____, by and between _____ (Initial) Independent Living Associates, LLC (hereinafter referred to as "Agent"), as authorized management agent on behalf of the Housing Authority of the City of Seattle (hereinafter referred to as "Landlord") and the owner of the subject apartment complex, Rainier Court Associates 2003-11A, LLC (hereinafter referred to as "Owner"), and _____ (whether one or more, hereinafter referred to as "Resident"). Agent shall exercise all of the powers and authority granted to or retained by Landlord hereunder or granted to Landlord pursuant to the lease agreement dated as of November 22, 2005 (the "Master Lease") entered into by and between Landlord and Owner. In addition, Agent shall exercise all of the powers and authority granted to or retained by Owner hereunder or granted or retained by Owner pursuant to the Master Lease.

1. Apartment Unit. Landlord hereby subleases to Resident the apartment unit designated as Unit Number B-512 (the "Unit") located at 3642 - 33rd Avenue South, Seattle, Washington 98144, in the apartment complex known as The Dakota at Rainier Court (the "Project"), which is a residential rental housing project operated in accordance with the provisions of various housing assistance programs, including Section 42 of the Internal Revenue Code of 1986 (the "Code") commonly known as the Federal Low-Income Housing Tax Credit Program.

2. Lease Term. The term of this Lease shall begin on December 2, 2005 (the "Lease Commencement Date"). This Lease shall be construed to be a tenancy from month-to-month on which Rent is payable and shall continue for successive terms of one (1) month each. This Lease may be terminated only in accordance with the provisions of Paragraph 13, or upon thirty (30) days written notice to Resident from Landlord or Owner, as provided in Paragraph VI of the Master Lease. Notwithstanding anything in this Lease or the Master Lease to the contrary, the term of this Lease shall not continue beyond September 30, 2006 (in accordance with Internal Revenue Service Notice 2005-69) without the prior written consent of Owner, which consent may be withheld in the sole and absolute discretion of Owner. The termination of this Lease shall not affect the continuing liability for the payment of Rent, other charges, fees, costs or damages otherwise provided for in this Lease and such liability shall remain until satisfied in full.

3. Rent and Other Monthly Charges. Resident agrees that the usual and customary rent for the Unit (the "Rent") is \$ 1137.00 per month. Commencing on December 2, 2005 (the "Rent Commencement Date") Resident agrees to pay Owner \$ _____ per month, which represents the amount (if any) by which the Rent exceeds the maximum allowable monthly rent payable by Landlord to Owner with respect to the Unit pursuant to Paragraph V of the Master Lease. Owner acknowledges that Resident shall have access to Cable Television (optional) at a charge of _____ per month. Resident shall be responsible for the cost of such access to Cable Television. Unauthorized use of such access to Cable Television shall be cause for termination of this Lease.

Mortgage Statement

STATE STREET MORTGAGE
www.StateStreetMortgage.net

SAMPLE
MONTHLY HOME LOAN STATEMENT

Home Loan Overview as of 10/13/2005		Acct #12345678	
Principle Balance	\$250,000.00	Tom & Gerri Borrower	
Interest Rate	4.875%	519 W. State Street	
Start Rate	1.750%	Sycamore, IL 60178	
Minimum Payment			
The minimum payment due is the minimum amount accepted for your payment. The amount was determined as your last payment change date. If this amount is not sufficient to cover the amount of interest due, negative amortization will occur.		Acct #12345678	Payment Due: November 1, 2003
		Tom & Gerri Borrower	\$ 893.11
		519 W. State Street	
		Sycamore, IL 60178	
Interest Only Payment			
The amount that would pay the interest portion of the payment at the current interest rate. The principle balance will not be decreased by this payment.		Acct #12345678	Payment Due: November 1, 2003
		Tom & Gerri Borrower	\$ 1,015.63
		519 W. State Street	
		Sycamore, IL 60178	
15 Year Amortized Payment			
The amount necessary to pay the loan off (principle and interest) within a 15 year term from the first payment due date, in substantially equal payments. This payment amount is calculated on the assumption that the current rate will remain in effect.		Acct #12345678	Payment Due: November 1, 2003
		Tom & Gerri Borrower	\$ 1,960.74
		519 W. State Street	
		Sycamore, IL 60178	
Fully Amortized Payment			
The amount necessary to pay the loan off (principle and interest) at the maturity date, in substantially equal payments. (30 Year Fixed Payment)		Acct #12345678	Payment Due: November 1, 2003
		Tom & Gerri Borrower	\$ 1,323.02
		519 W. State Street	
		Sycamore, IL 60178	

Verification from Landlord

STATEMENT FROM LANDLORD/MANAGER

PROPERTY OWNER OR AUTHORIZED MANAGER: Complete all sections below with only the information you know to be true. Write "unknown" to questions you cannot answer. (Do not leave any box blank.)

The Department of Social and Health Services is in the process of determining the client's eligibility. Please provide the information requested below.

FINANCIAL SERVICES SPECIALIST'S SIGNATURE _____

A. Rental or leased unit and tenant information:

1. STREET ADDRESS: _____ APARTMENT (APT) NUMBER: _____
CITY: _____ STATE: _____ ZIP CODE: _____

2. TENANT'S NAME: _____

3. DATE MOVED IN: _____ 4. TYPE OF RESIDENCE: _____

5. NAMES OF ALL ADULTS AND CHILDREN LIVING AT THIS ADDRESS: _____

Attach more pages if needed.

B. Rent information:

6. NAME OF PERSON(S) PAYING THE RENT	7. CURRENT RENT AMOUNT	8. DATE THIS AMOUNT STARTED	9. DO THEY PAY BY CHECK? <input type="checkbox"/> Yes <input type="checkbox"/> No
10. ANSWER THESE QUESTIONS BY CHECKING	YES	NO	
Does the tenant pay only a portion of the rent?	<input type="checkbox"/>	<input type="checkbox"/>	How much: \$ _____
Is this subsidized housing?	<input type="checkbox"/>	<input type="checkbox"/>	What agency: _____ How much: \$ _____
Is someone else paying part or all of the rent?	<input type="checkbox"/>	<input type="checkbox"/>	What agency: _____ How much: \$ _____
Does the tenant work for a portion of the rent?	<input type="checkbox"/>	<input type="checkbox"/>	How much: \$ _____

Utility Bill

Qwest
Spirit of Service™

DIRECT CONNECT INC
Bill Date: Sep 23, 2005
Account No: XXX-XXX-XXXX-XXXX
Page 1 of 4

www.qwest.com

1 Balance Forward	New Charges	2 Total Amount Due	3 Due Date for New Charges
\$0.00	\$106.52	\$106.52	Oct 13, 2005

Account Summary

▼ New Charges: Qwest 1 800 603-6000 Page 2 106.52

Total New Charges \$106.52

TOTAL AMOUNT DUE \$106.52

A late payment charge of 1.0% may apply if amount due does not reach us by Oct 23, 2005.

Qwest welcomes you as a new customer. The billing date for your new service is the 23rd of each month. Your bill will reach you about 10 days later.

School Enrollment

4) Birth Date Verification – this form proves how old your child is

Children must be old enough to go to school. They must be in the correct grade for their age. When children start school they must prove how old they are. You can prove your children’s ages by bringing their birth certificates or a copies of their I 94s to school.

Birth Certificate

CERTIFIED COPY OF AN ENTRY OF BIRTH

GIVEN AT THE GENERAL REGISTER OFFICE

Application Number *P123121921195*

REGISTRATION DISTRICT *St. Louis*
 BIRTH in the Sub-district of *South Businessman* in the *County of DuRoi*

No.	When and where born	Name, if any	Sex	Name and surname of father	Name, surname and maiden surname of mother	Occupation of father	Signature, description and residence of informant	When registered	Signature of registrar	Name entered after registration
<i>355</i>	<i>Twentyth January 1880</i> <i>St. Louis, Mo.</i>	<i>Allen Roy</i>	<i>Boy</i>	<i>Robert Musgrave</i>	<i>Isabella Musgrave formerly Kelly</i>	<i>Coal Miner</i>	<i>J. Musgrave Mother, 1414 High St. St. Louis, Mo.</i>	<i>March 1880</i>	<i>Robert M. Starn</i>	<i>Registrar</i>

CERTIFIED to be a true copy of an entry in the certified copy of a Register of Births in the District above mentioned.

Given at the GENERAL REGISTER OFFICE, under the Seal of the said Office, the *19th* day of *September* 19 *95*

BXBZ 846668

CAUTION:— It is an offence to falsify a certificate or to make or knowingly use a false certificate or a copy of a false certificate intending it to be accepted as genuine to the prejudice of any person or to procure a certificate knowing it to be false without lawful authority.
 WARNING: THIS CERTIFICATE IS NOT EVIDENCE OF THE IDENTITY OF THE PERSON PRESENTING IT.



IRC Verification – (I 94)

Departure Number
00000000 00

Immigration and Naturalization Service
I-94
 Department Record

ADMITTED AS A REFUGEE PURSUANT TO SECTION 207 OF THE INA FOR AN INDEFINITE PERIOD OF TIME. IF YOU DEPART THE U.S. YOU WILL NEED PRIOR PERMISSION FROM INS TO RETURN. EMPLOYMENT AUTHORIZED.

NYC DATE IMM.OFF.
JUN - 7 1995 NYC 000

14. Family Name _____

15. First (Given) Name _____

16. Birth Date (Day/Mo./Yr.) _____

17. Country of Citizenship _____

5) Complete Immunization Form (also called Certificate of Immunization Status)

Immunizations are also called shots. Before children go to school they must go to the doctor to get their shots. Children must get shots so they don't make other children sick. When your children get their shots then the doctor will fill out the form. You must take the form to school.

Reviewed for compliance by: _____
 Staff Signature
 Date: _____ Exemption: YES NO
 (see back)



CERTIFICATE OF IMMUNIZATION STATUS

Washington State Law (RCW 28A.210.160) requires that all children have a completed Certificate of Immunization Status on file at the school, preschool or a child care facility that they attend.

Child's Last Name	First Name	Middle Name	Sex	Birthdate
Parent/Guardian Name		Daytime Phone		


Immunization	Type of Vaccine	Dose	Date Given		
			Month	Day	Year
HEP B (HBV) Hepatitis B		1			
		2			
		3			
		4			
DTaP/DTP/DT Diphtheria, Tetanus, Pertussis		1			
		2			
		3			
		4			
		5			
		6			
Td/Tdap		1			
		2			
		3			
HIB Haemophilus Influenzae B		1			
		2			
		3			
		4			
POLIO OPV (by mouth) IPV (by injection)		1			
		2			
		3			
		4			
		5			

Immunization	Type of Vaccine	Dose	Date Given		
			Month	Day	Year
MMR Measles (Rubeola), Mumps & Rubella	MMR	1			
	MMR	2			
	MMR				
	MEASLES				
	MUMPS				
VARICELLA (Chickenpox)	VACCINE	1			
		2			
	DISEASE	YES		NO	
Approximate date or age at time of disease					
OTHER VACCINES					

→ I certify that the information provided here is correct and verifiable ←

X _____ Date: _____
 Signature of Parent or Guardian

6) Health Report (or Required Health Report) - this form tells the school about your child's health



TUKWILA SCHOOL DISTRICT #406
Educational Support and Human Services
4640 South 144th Street, Tukwila, Washington 98168-4196 206.901.8020

Required Health Report

TO BE COMPLETED BY PHYSICIAN

To the Doctor: As part of the health education program in the school, it is the School Board policy for all kindergartners , 6th graders and interscholastic athletes (grades 6-12) students to have a complete physical exam. Please complete this form and tell parents to return it to the School Nurse.

Recommended Physical Activity

Full physical education Interscholastic athletics, grades 6-12
 Modified or restricted activity

Check level of recommended activity: sedentary partially sedentary light moderate

Movements restricted _____


Disability is permanent temporary stable progressive recurrent

Recommended re-exam date: _____

General Health: in addition to the above information, did our examination reveal anything the school should know about the general health of this students, such as hearing, vision, emotional stability, etc?
If so, please comment, _____

Date of examination _____ Signature of examining physician _____

7) Medication or Treatment Order – this form tells the school if your child has a medical condition



Tukwila School District #406
Educational Support and Human Services
4640 South 144th Street - Tukwila, Washington 98168 - Phone 206.901.8033 - Fax 206.901.8027

MEDICATION OR TREATMENT ORDER
For Known Health Concern

Dear Parent/Guardian:

The purpose of this letter is to inform you of a new law enacted in Washington State that will help your child's school provide for the safety and health of children during the school day. This law, Substitute House Bill 2834, children with Life-Threatening Conditions, took effect June 13, 2002.

Your children will be able to attend school once all of the above paperwork is complete.
It is your responsibility to ensure that all paperwork reaches the office.

If you have questions about how to register your child then please call the school

Notes:

Safety Drills

All schools practice safety drills so the students are ready if there is a real emergency.

Fire or Earthquake:

An emergency drill is when children practice what to do in case of a fire or earthquake.

Children practice emergency drills about once a month.



Lockdown:

A lockdown is when no one is allowed in or out of the school.

It is used when there is a dangerous person in the school.

Lockdown drills are performed twice a year.



In an actual lockdown the school will call the police. The police will come to the school to make sure your children are safe.

What should a parent do when there is a lockdown?

TRUST THE SCHOOL

Be patient

Stay calm

Tell the school about threats

Do not come to school

Keep in touch by watching TV

Expect delays

Emergency Contact Card

Emergency contact cards list important information that schools use to keep your children safe.

The school needs to know:

- Your telephone number
- The name of the person who speaks English and who you trust with your children
- This person's phone number
- The name and number of your children's doctors
- A list of your children's special health needs

You must tell the school if you have a restraining order against someone. You must give the school a copy of the restraining order. If you have a parenting plan, you must tell the school.

This is what the emergency contact card looks like:

EMERGENCY CONTACT INFORMATION			
When injury, illness or other non-emergency situations occur involving your child, we want to be able to quickly reach families or other responsible adults. In the event we cannot reach a parent/guardian, please list persons you trust who are available during the day to provide care for your child.			
Emergency Contact #1 <div style="display: flex; justify-content: space-between; margin-top: 5px;"> <i>Last Name</i> <i>First Name</i> </div>	PHONE #1 (include area code) <input type="checkbox"/> Home <input type="checkbox"/> Work <input type="checkbox"/> Cell <input type="checkbox"/> Please check if unlisted	Relationship	Interpreter needed <input type="checkbox"/> Yes <input type="checkbox"/> No
Emergency Contact #2 <div style="display: flex; justify-content: space-between; margin-top: 5px;"> <i>Last Name</i> <i>First Name</i> </div>	PHONE #1 (include area code) <input type="checkbox"/> Home <input type="checkbox"/> Work <input type="checkbox"/> Cell <input type="checkbox"/> Please check if unlisted	Relationship	Interpreter needed <input type="checkbox"/> Yes <input type="checkbox"/> No
Baby Sitter/Daycare <i>Day care Name</i>	Address		Phone #
DOES STUDENT ATTEND CHILD CARE? AND IF SO WHEN? <input type="checkbox"/> Before school <input type="checkbox"/> After school <input type="checkbox"/> Before and after school			

If the names or telephone numbers on this card change, you must tell the school the new names and phone numbers. If you move, you must give the school your new address and telephone number.

It's VERY important that the school has CORRECT information so they can keep your children safe.

Sick or Hurt at School

If your child gets sick or hurt at school then your child will see the school nurse. If your child has a small injury then the nurse will help him or her.



If your child needs to go home or to the doctor, then the school will call you. If they cannot find you, the school will call the person listed on your child's emergency contact card. You or your emergency contact will pick up your child from school and take him or her home. You may need to take your child to the doctor.



If your child is *badly* hurt or *very* sick then the school will call an ambulance and then call you.

Taking Medicine at School

You need to tell the school if your child must take medicine in school. There is a form you must fill out. You can get the form from the school office. You **MUST** fill out this form for your child to take ANY medicine. This includes aspirin or ibuprofen for headaches or cramps. The form looks like this:

Tukwila School District		
AUTHORIZATION FOR ADMINISTRATION OF ORAL MEDICATION		
Student Name:	Birth Date:	Sex: <u>M / F</u>
School:	Teacher:	Grade:
HEALTH CARE PROVIDER completes this section: (please print)		
<p>I have determined that the medication named below is necessary during the school day.</p> <p>Diagnosis or reason for medication:</p> <p>Name of medication: _____ Dose: _____</p> <p><input type="checkbox"/> Tablet/Capsule <input type="checkbox"/> Liquid <input type="checkbox"/> Inhaler <input type="checkbox"/> Nebulizer <input type="checkbox"/> Other</p> <p>If medicine is given DAILY, at what time?</p> <p>If medicine is to be given WHEN NEEDED, describe indications:</p> <p>How soon can it be repeated?</p> <p>Is child allowed to carry and self-administer "rescue inhaler"? <input type="checkbox"/> Yes <input type="checkbox"/> No</p> <p>If yes, I have trained this student in the purpose and appropriate method and frequency of use.</p> <p>Length of time this treatment is recommended: <input type="checkbox"/> Current School Year <input type="checkbox"/> Other:</p> <p>Significant side effects:</p> <p>Date: _____ Health Care Provider Signature: _____</p> <p>Phone #: _____ Print Name: _____</p> <p>Fax #: _____ Address: _____</p>		
PARENT/GUARDIAN completes this section:		
<p>I request that my child be allowed to take the medication as described above.</p> <p>I request that authorized school staff assist my child in taking the medication(s) described above.</p> <p>I understand that school staff will attempt to administer medication in a timely manner.</p> <p>I will provide the medication in the original, properly labeled container.</p> <p>I give my permission for the exchange of information between the school staff and health care provider.</p> <p>I understand that my signature indicates my understanding that the school staff shall not incur any liability for any injury when the medication is administered in accordance with the health care provider's direction and in accordance with the District Policy and Procedure 3416 and 3416P.</p> <p>(Date) (Parent/Guardian Signature) (Daytime Phone) (Emergency Phone)</p>		
Form 3649 – R2/06		(OVER)

Sick at Home

Sick children can make other children sick. Do NOT send your child to school if your child:

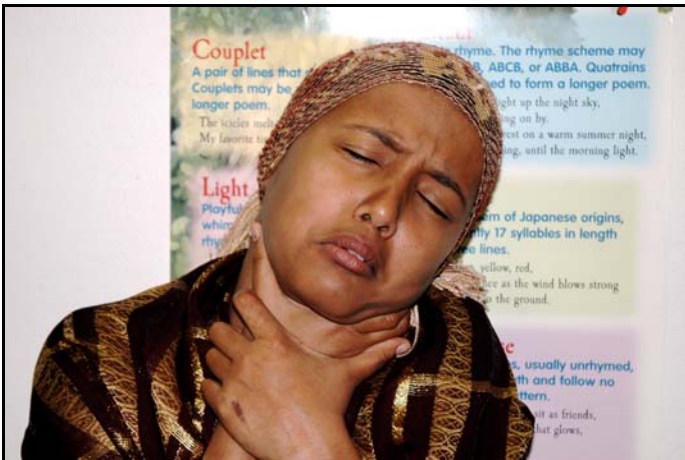
has a **fever**



threw-up at night



has a bad **sore throat**



is **coughing** a lot



If your child is sick you must call the school. You can say this:

Hello,

My name is _____. My child's name is: _____.
(your name) (child's first AND last name)

My child's teacher is: _____.
(teacher's name)

_____ will not come to school today. He/she is sick.
(your child's name)

Thank you. Goodbye.

Absent

When your child misses school it is called being absent. The school keeps track of which children are absent. It is the law that your child must not be absent too many times.

There are bad reasons to be absent and there are good reasons to be absent.

<p>BAD REASON: your child wants to stay home and play</p>	<p>GOOD REASON: your child is sick</p>
--	---



If your children are not in school then they will be counted as absent. Every day they are not in school counts as one absence. There are two kinds of absence:

<p>Unexcused Absence is when you <u>do not</u> tell the school why your child was not at school</p> <p>If your child has too many unexcused absences, the school will call the police.</p>	<p>Excused Absence is when you <u>do</u> tell the school why your child was not at school</p> <p>You <u>must</u> call the school every day your child will not be there.</p>
---	---

It is the law that your child MUST go to school.
If your child gets too many unexcused absences then the school will call the police.
You must call the school each day that your child does not go to school.

Late

Children should not be late for school. When children are late for school they do not learn all the things other children learn. They disrupt the classroom. They also get in trouble with the school.



If your child has an appointment or something that makes it impossible to get to school on time then you must call the school. You must tell the school:

- Your child's first and last name
- Your child's teacher
- When your child will get to school
- Why your child will be late

Or you can send a note with your child to the school. You can write this:

_____ (date)

Dear _____,
(teacher's name)

Please excuse _____ for being late. We
(your child's first AND last name)

_____ this morning.
(why your child is late)

Thank you,

(your name)

Leaving School Early

If your child has an appointment during school hours that he or she MUST go to then you need to tell the school. You can write a note. You can say:

(date)

Dear _____,
(teacher's name)

My child, _____, needs to leave school early today.
(child's first AND last name)

He/she has to see the doctor.

Please excuse him/her at _____.
(time)

_____ will pick him/her up from school.
(person's name)

Thank you,

(your name)

You should be very careful about taking your children out of school. Your children need to come to school on time in the morning and stay until school is finished.

- Your child needs to go to school to learn.
- Your child will fall behind the other children if he or she misses school.
- The law says that your child must be in school.
- Your child may get in trouble if he or she misses too many days.

Do not take your children out of school to translate for you.
If you need help then please try to make your appointments when your children are not in school.

Visiting the School

You can go to your child's school to visit. It is good to visit the school! If you visit during the school day then you need to go to the office to sign in and get a pass.

The sign in paper will look something like this:

Cascade View Elementary School VISITOR & VOLUNTEER SIGN IN						
PLEASE PRINT						
Date	Name	Teacher, Location or Program	Visitor	Volunteer	Time In	Time Out
11/23	Jane Smith	Van Ness		X	9:00 am	10:00 am

If you want to talk to your child's teacher you must set up a meeting. You can send a note to the teacher. You can say this:

_____ (date)

Dear _____,
(teacher's name)

My child's name is _____.
(child's first AND last name)

I want to meet you to talk about _____.
(what you want to talk about)

I speak _____.
(your language)

Please have an interpreter call me to schedule a meeting. My phone number is _____.
(your telephone number)

Thank you,

(your name)

Parent-Teacher Conferences

There are special times during the year when parents meet with their child's teacher. These meetings are called parent-teacher conferences. These meetings are very important because this is when the teacher tells you how your child is doing in school. The teacher wants you to know about your child!



The school will send you a letter about parent-teacher conferences. You must fill out the form and send it back to the school. Then the school will tell you when to come to school for your conference.

Please go to your conference at the time the school tells you to come. Do not be late. The teacher has many conferences in a day. If you do not come on time you may not be able to talk with the teacher.

You should do these things:

1. Write down what you want to tell the teacher about your child.
2. Write down what you want to ask the teacher about your child.
3. Be on time! This helps everyone.
4. Write down what the teacher says. Ask questions if you don't understand.
5. When you get home, talk about the conference with your child.

Report Cards

Teachers decide what grades to give to the children by looking at their school work, homework, and tests. Teachers also watch and listen to the children in class.



The teachers will tell you how your child is doing in school. There are two kinds of reports:

1) Progress Reports

These reports are NOT final grades. They tell you how your child is doing. When you get these reports your child still has time to change his or her grades. The school will send progress reports to you three times per year.

2) Report Cards






These reports ARE final grades. They tell you how your child has done. These grades cannot be changed. If your child fails a class, he or she may have to take it again. The school will send report cards to you three times per year.



Reports come in the mail.
If you do not get the reports then you must call the school!

Grades

Reports have grades. The grades tell you how your child is doing in school. Some reports have letters. Some reports have numbers. **Do NOT have your child translate reports!**


<p>A</p> <p>91-100%</p>		<p>You may see an A or the numbers 91-100.</p> <p><u>This is very good!</u></p> <p>It means that your child understands the lessons.</p>
<p>B</p> <p>81-90%</p>		<p>You may see a B or the numbers 81-90.</p> <p><u>This is good!</u></p> <p>It means that your child understands the lessons but may have some trouble.</p>
<p>C</p> <p>71-80%</p>		<p>You may see a C or the numbers 71-80.</p> <p><u>This is ok.</u></p> <p>It means that your child needs some help in class.</p>
<p>D</p> <p>65-70%</p>		<p>You may see a D or the numbers 65-70.</p> <p><u>This is not good.</u></p> <p>Your child needs extra help.</p>
<p>F</p> <p>0-65%</p>		<p>If you see an F or numbers smaller than 65.</p> <p><u>This is bad.</u></p> <p>Your child failed the class. This means that your child needs to take the class again. Your child needs a lot of help with the class.</p>

If you do not understand the reports then talk to the teacher.
If your child does not understand his or her classes PLEASE talk to the teacher.

Papers From the School

The school sends many papers to you. Sometimes the papers come in the mail. Sometimes your child brings the papers home from school. Every day you should ask your child for papers from school. Here are some examples of the papers you might get:

A **newsletter** tells you what is happening in school.



April/May, 2007

PARENTLINE


Fostering communication between parents and school!

From the Main Office

<p>Ilgenisms: Notes From The Principal</p> <p>The end of the school year is quickly approaching and with the completion of the WASI, our attention turns to the priority of bringing closure to the school year. It is always a time of anticipation, as well as excitement as graduation draws near. Graduation is such a special event. In the Tukwila community, it is arguably our single most important celebration as our senior class transitions from their years in our district, to college, or to the world of work. Parents, please remember this is a ceremony that must reflect respect and dignity. Do not bring noise makers, balloons, or any devices that will distract from our ceremony. We meet with our seniors a number of times over the course of the 2nd semester to prepare them for the event. We have high expectations for senior conduct and we ask our community and families to support the seniors in their efforts.</p>	<p>be missing any school, please be sure to notify the Foster High School Attendance Office.</p> <p>Parents and families, I encourage you to be involved in our school. The Bulldog Inspiration Group (B.I.G.) continues to meet the first Wednesday of each month at 6PM in the Foster High School Commons. We invite all to attend and have your voice heard as to how we can support our kids and make our school the best in our State. I also want to thank the many parents and community members who have made this a wonderful year. Have a great May and June. If you need me, please do not hesitate to call. It has been my honor and privilege to serve our community this year.</p> <p>Sincerely,</p>
--	--

A **permission slip** is a piece of paper that you must sign to allow your child to leave the school with the teachers. You need to sign the permission slip and send it back to the school.

FIELD TRIP PERMISSION FORM



_____ 's class will be taking a field trip

Teacher Name

to: _____

Location

on: _____, Your son/daughter _____ will leave school

Date Student Name

at: _____ and return at: _____, Students are responsible

Time Time

for making up all assignments.

An **announcement** is a piece of paper that informs you about an event at school.

PTA Family Night – TONIGHT!

Please join us TONIGHT for our Family Movie Night featuring “Charlotte’s Web”. Wear your pajamas, bring a pillow, blanket and stuffed animal and come relax with your friends. We will be selling pizza, snacks and drinks. Doors will open at 6 p.m. Movie starts at 6:30 p.m.

Disciplinary paperwork tells you when your child misbehaves. Teachers want you to know when your child breaks the rules. You may have to sign the paper and send it to the teacher.

Showalter Middle School

FRIDAY SCHOOL GUIDELINES

Your son/daughter has been assigned **Friday school**. He/she should report to school by **2:35 p.m.** on the date listed below. Should your child not attend or successfully complete the session, he or she will be subject to formal out-of-school suspension.

Friday School Rules:

1. **The session begins at 2:35 p.m. and concludes at 5:30 p.m. Students are to report to room A125 in the A Building. There will be no entrance into the main building, therefore, students will not have access to their lockers and should come prepared with their materials and books.**
2. **Students will not be admitted after 2:35 p.m.**
3. **Students are not allowed to leave the area.**
4. **Students are expected to work on assigned class work and remain occupied for the entire 3 hours. Students will not be allowed to sleep or work on private work, such as drawings or letters. Students should also bring appropriate reading materials in the event that they complete class work.**

Sometimes the school wants to know that you received certain papers and that you understood. In order to show that you understand you must sign the paper. There are many kinds of papers you must sign. An example is a field trip form. Your child cannot go on the field trip unless you sign the paper. You usually sign at the bottom of the page. This is what the signature and date lines usually look like:

Please be aware that your child will be released to those people listed on this form as authorized to pick up your child. If the information on this form changes, please request a new form from the School Office.



Signature

05/27/1981
Date

Revised 2/4/2004

Homework

Ask the teachers when your children should have homework. If you are not sure when your children should have homework then the teachers can write notes for you. Your children will probably have homework on most days.



Make time for homework at home. This time can be right after school or before dinner. It should be the same time every day. Children need to do homework every day.

Tell your children that this time is for homework only. Turn off the TV or radio. Your children need a quiet place to work. Sometimes children do not want to do homework. They want to play or watch TV. They may tell you that they do not have homework. If your children do not do their homework then your children will get in trouble at school.

Look at your children's homework. Ask them to tell you about their homework. Sometimes children see the things they did wrong when they talk about their homework.

Notice if your children have problems with homework. Talk to your children about problems they have with their homework. If you cannot help, talk to the teacher. When the teacher knows your children need help then the teachers can find time to help your children.



Read with your children. You should do this every day. Learning to read well will make a BIG difference in your children's life. You can read with your children in any language. ALL reading is good for your children!

Get their homework from the teachers if your children are sick. Ask the teachers what your children should do. The teacher can give you the work so your children will not fall behind the rest of the class.

Basic School Rules

Students raise their hands when they want to speak.



Students stand in line and walk together.



Students work with others.



Students do not steal.



Students do not hit or fight.



Students do not threaten other students.



Very Serious School Rules

There are some actions that are worse than others.
If your child breaks one of these rules then there will be very serious consequence.
Your child might not be allowed to go to school anymore.

Arson (setting fires)



Burglary (stealing)



Weapons




Alcohol



Fighting



Drugs



Bullying

Physical Bullying

Students use mean actions to threaten other students.

For example, one student may beat up other children.

ALL bullying is against the rules!



Verbal Bullying

This is when students use mean words to threaten other students.

For example, one student may exclude another student from a group.

ALL bullying is against the rules!



Cyber Bullying

This is when students use electronics to bully other students.

For example, students may use email or text messages to threaten other students.

ALL bullying is against the rules!



If you need help with a bullying problem then contact the school immediately! Talk to the principal. Tell the principal what is happening with your child. The school will help your child feel safe!

Things your child **cannot** have in school

No
cell
phones




No
lighters



No
squirt
guns



No
laser
pens




No
drugs



No
alcohol.



No
cigarettes



No
guns




Discipline

There are many different kinds of discipline. Some kinds of discipline are more serious than others. Your child will be disciplined if he or she breaks a rule.

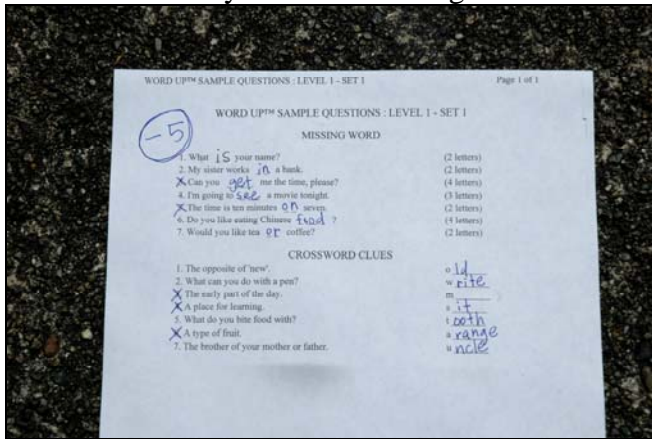
small broken rule = small discipline

SERIOUS Broken Rule = SERIOUS Discipline

<p>Detention</p> <p>Bad</p>	<p>Detention is when the teacher tells your child to stay after school. If your child breaks a basic rule, is late, or is absent then your child may have detention. Teachers give detention to students as punishment. Your child must go to detention if the teacher tells him or her to go.</p>
<p>Suspension</p> <p>Very Bad</p>	<p>Suspension is very serious. Suspension is when your child is not allowed to come to school for a certain number of days. The school decides how many days your child must stay away from school.</p>
<p>Expulsion</p>  <p>Very, Very Bad</p>	<p>Expulsion is <u>very, very</u> serious. If your child is expelled then he or she is not allowed to come back to school.</p>

Parents have a RIGHT to:

Know how your child is doing in school.



Know what your child learns in school.



Understand school papers before you sign them.



Understand if your child gets in trouble.



Meet with teachers about your child's school work.



Ask for help if your child has a hard time seeing, hearing or learning school lessons.



Parents are RESPONSIBLE for:

Making sure your child is fed.



Making sure your child is clean.




Making sure your child wears clean clothes.



Making sure your child sleeps well.



Making sure your child goes to school every day.



Making sure your child does homework every day.



If you need help with these things then you should talk to the school social worker or counselor. They can help you find the resources you need.

Please come to the school!

In some places parents do not visit the school.
In the USA it is good to visit the school!
Teachers want you to visit. It helps your child if you visit.
In the USA everyone works together to help children learn.
There are many ways parents can be involved in their child's education.

Volunteer

If you want to help at the school you can volunteer. There are many things volunteers can do at the school. If you would like to volunteer you will have to fill out a form. You can get this form from the school office. If you have questions about volunteering, please call the school office.

Things volunteers can do:

Help at lunch time.



Keep children safe on the playground.



Make bulletin boards.



Work in the library.

